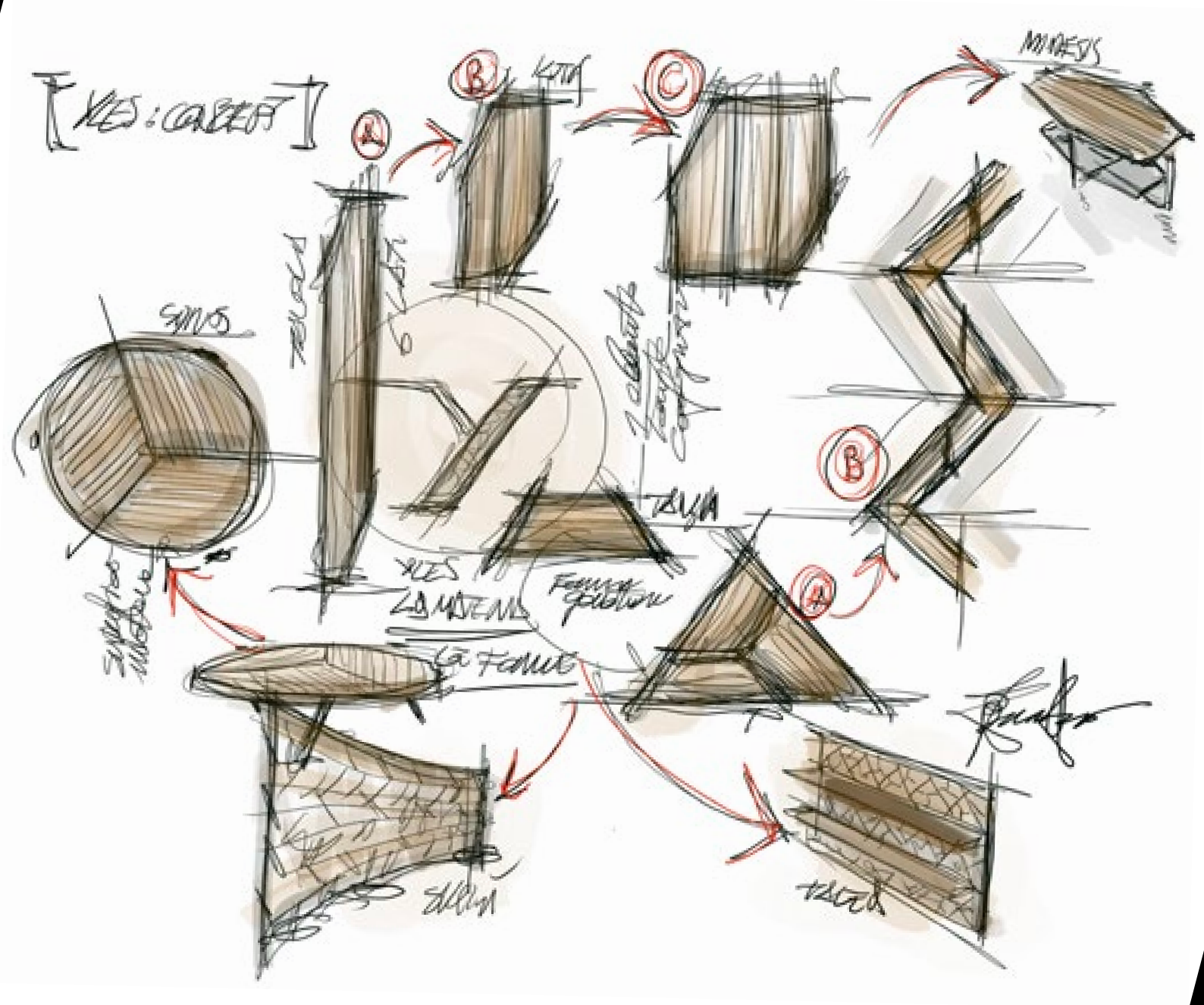


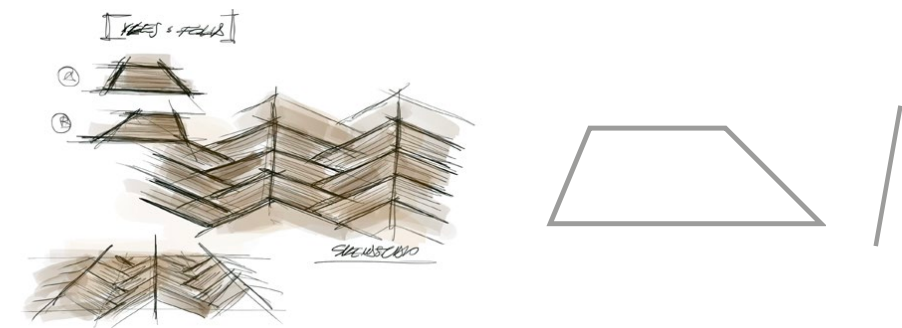
IKONNI

S k e m a F l o o r

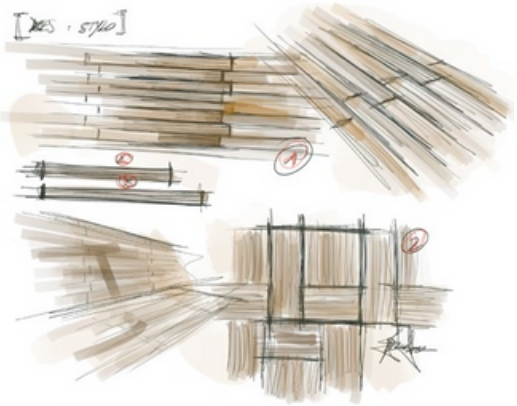
Wood Flooring that allows you to design space and redesign the concept of surface, to give new meaning to material and parquet with combined design. Six finishes that give life to infinite patterns, which are repeated to create new designs, rewriting the traditional shapes of the square, the rectangle and the plank.



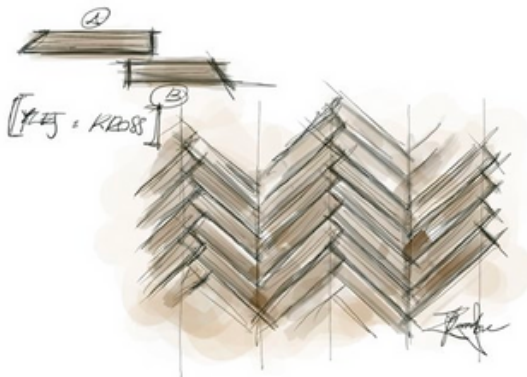
SKEMA FLOOR	01
THE 7 COLLECTIONS	03
FOLIA	04-06
HEXAGON	07-09
KYTOS 190_380_570	10-19
STYLO	20-23
TARSIA	24-28
KROSS	29-31
OVER	32-33
FINISHING	34
STRUCTURE	35
TECHNICAL DETAILS	36



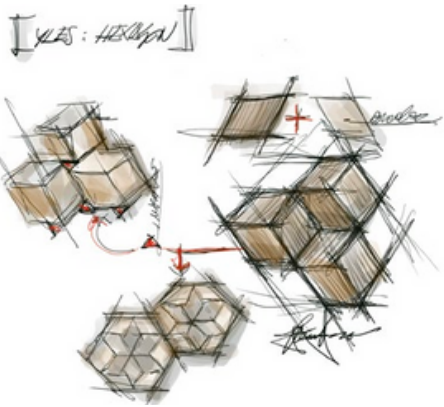
FOLIA



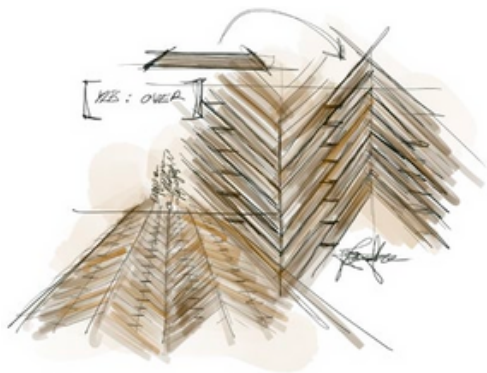
STYLO



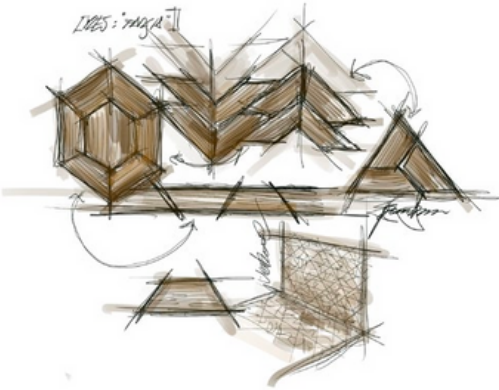
KROSS



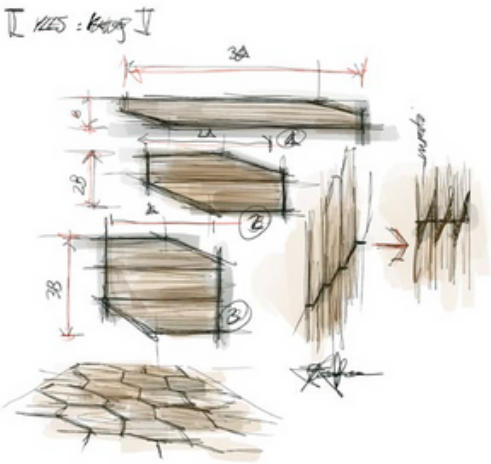
HEXAGON



OVER

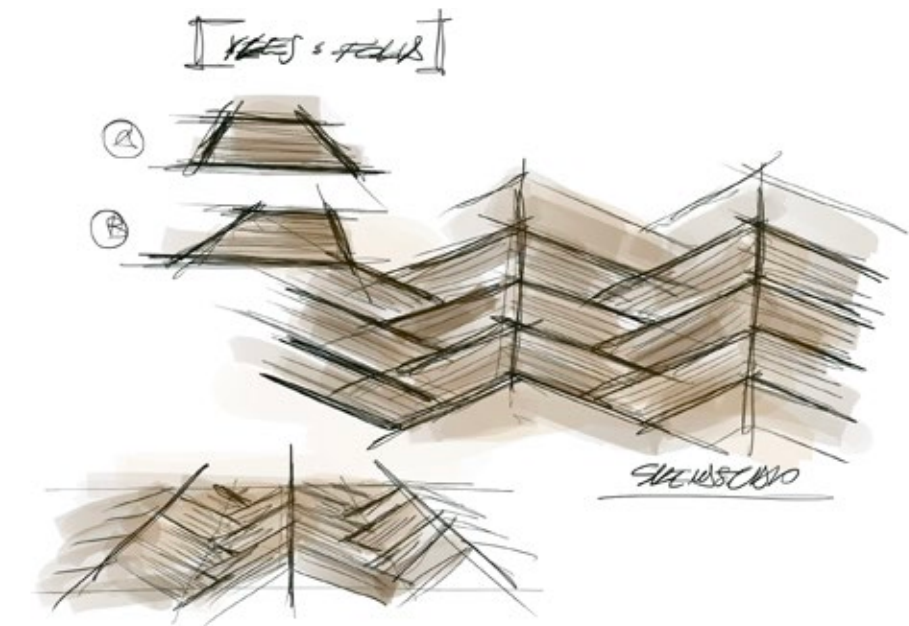


TARSIA



KYTOS

- KYTOS 190
- KYTOS 380
- KYTOS 570



FOLIA

Folia tells the story of the largest part of the tree, with its pattern of elements reminding us of a set of leaves. The basic figure composing it is a **trapezium**, developed in two elements focused on the 45° angles and its half. From the modulation of the basic elements comes an inlay with a tight rhythm, with a crossed axis and an aligned axis, which determine the rhythm of the pattern.



FOLIA

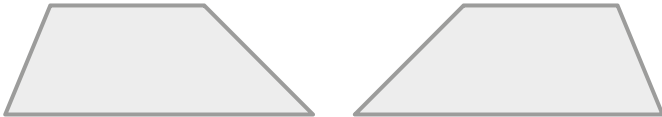


IKONINI

FOLIA

DIMENSIONS

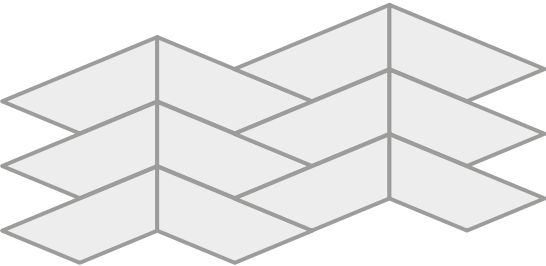
DIMENSIONS_FORMAT




l_537 / h_190 mm

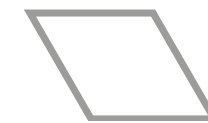
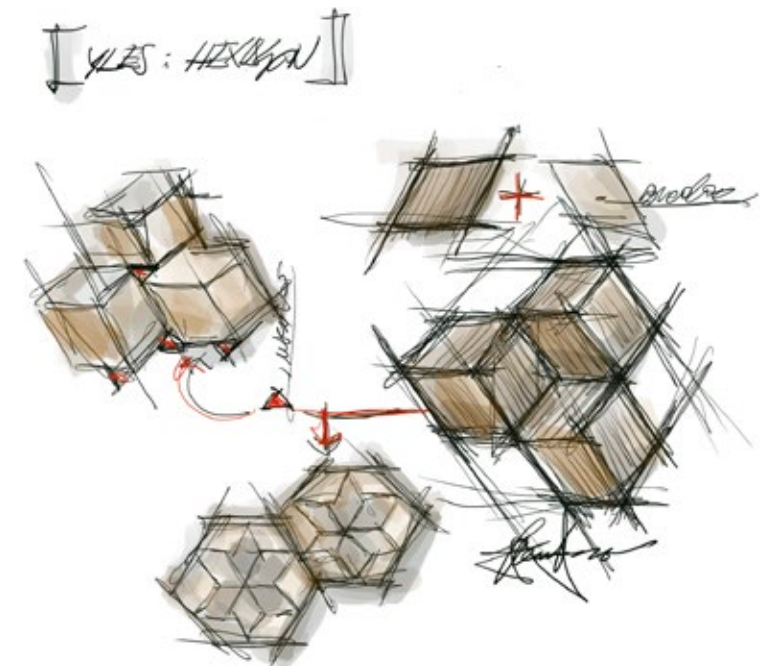
LAYING SYSTEM

FL_01



FL_02





HEXAGON

Hexagon rewrites in wood the classic pattern of the **three-dimensional cube**, typical of cold floors, and consists of two symmetrical rhomboids, with internal angles of 60° and 120° , which give lightness to the single compositional element. A rhombus revised in size and dimensions to give a new interpretation of a traditional floor.



HEXAGON



IKONINI

HEXAGON

DIMENSIONS

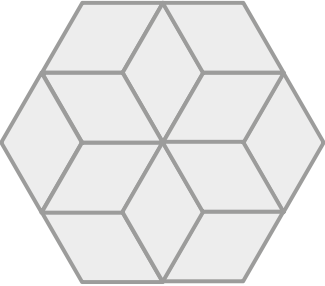
DIMENSIONS_FORMAT



l_329 / h_190 mm

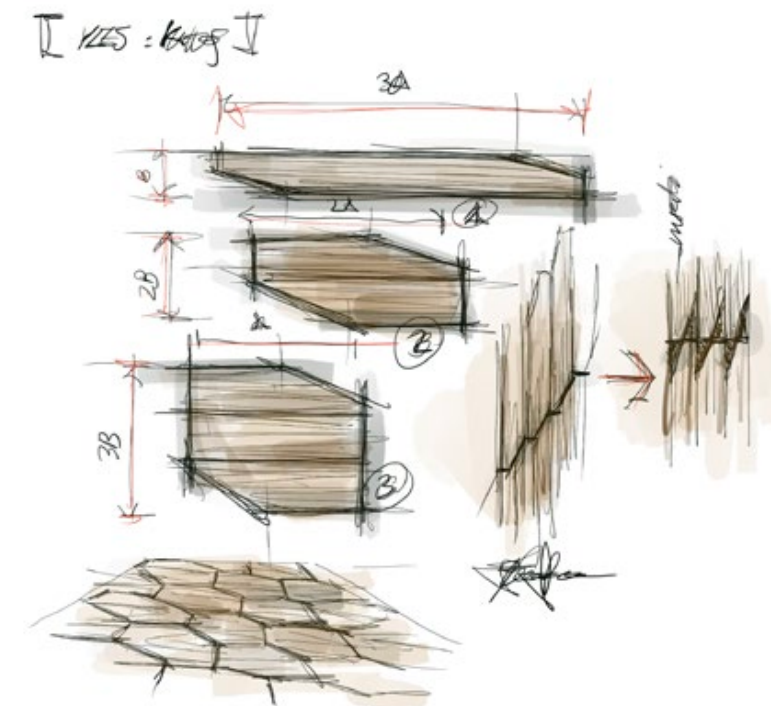
LAYING SYSTEM

HX_01



HX_02





KYTOS 190 / 380 / 570

The reference geometric figure in **Kytos** is the **irregular hexagon** applied to the wooden board which, having not four but six sides, maintains a harmonious geometric order and acquires dynamism and versatility. **Kytos** is a symbol of modularity and creativity: its three dimensions can be composed of each other or can be laid alone, on a straightforward installation, with the use of metal or stone inserts, to create multiple patterns.



KYTOS 190





KYTOS 190



SKEMA **Idea**

KYTOS 190

DIMENSIONS

DIMENSIONS_FORMAT



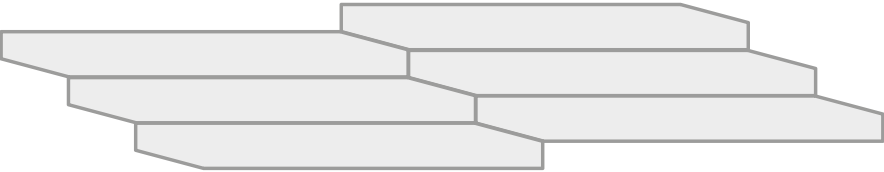
l_1710 / h_190 mm



l_285 / h_76 mm

LAYING SYSTEM

K19_01



K19_02





KYTOS 380





KYTOS 380





SKEMA **Idea**

KYTOS 380

DIMENSIONS

DIMENSIONS_FORMAT



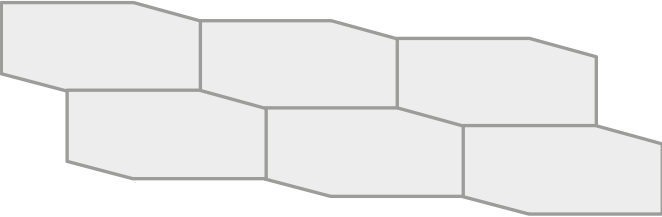
l_855 / h_380 mm



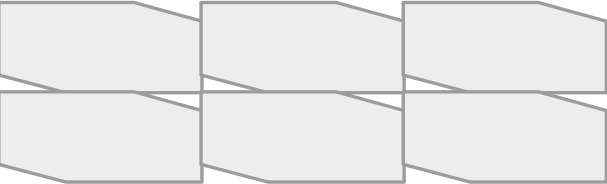
l_285 / h_76 mm

LAYING SYSTEM

K38_01



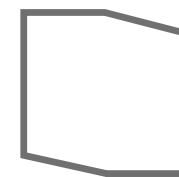
K38_02





KYTOS 570

SKEMA **Idea**

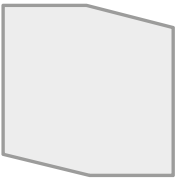


KYTOS 570

KYTOS 570

DIMENSIONS

DIMENSIONS_FORMAT



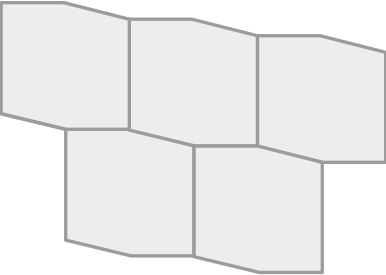
l_570 / h_570 mm



l_285 / h_76 mm

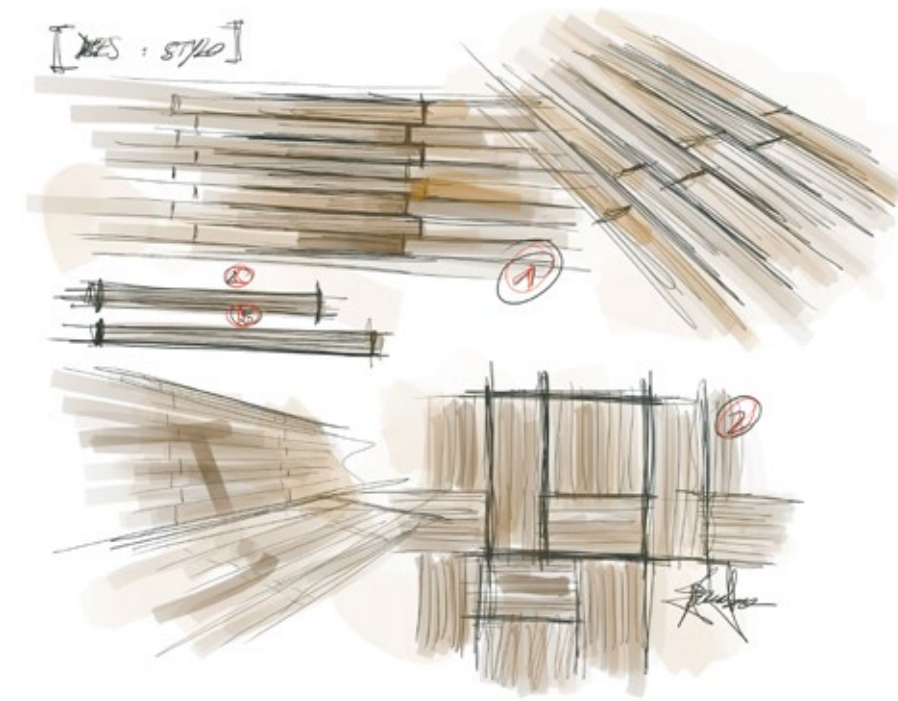
LAYING SYSTEM

K57_01



K57_02





STYLO

From the very small, slightly vintage plank comes **Stylo**, its ultra-dilated version, which ennobles its application and gives it a more modern style. Stylo is made up of two modules, both large in size but with different lengths, making it possible to recreate the classic two-element mosaic or to compose an important plug with a tight rhythm.



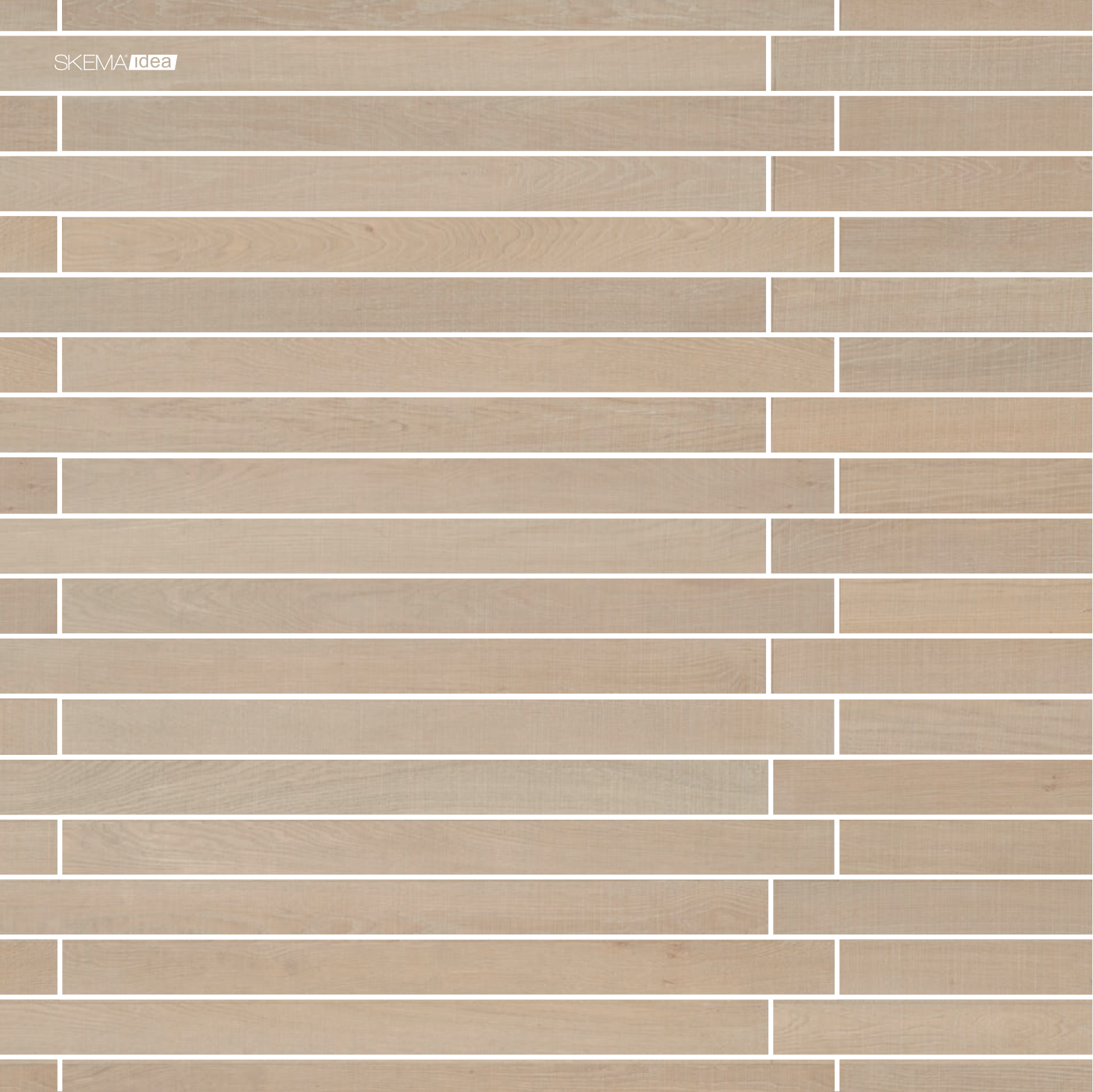
STYLO



IKONINI



STYLO



SKEMA **Idea**

STYLO

DIMENSIONS

DIMENSIONS_FORMAT




M_L_1080 / h_90 mm




L_L_1800 / h_90 mm


LAYING SYSTEM

SY_01



SY_02








TARSIA

Tarsia turns the **isosceles trapezium** into a creative element and the base to for compose new patterns. Through this simple shape, extremely precise in its numerical ratio, hexagons, triangles, honeycombs or even Hungarian herringbone can be composed on the surface.



TARSIA



IKONNI




TARSIA

TARSIA

DIMENSIONS

DIMENSIONS_FORMAT



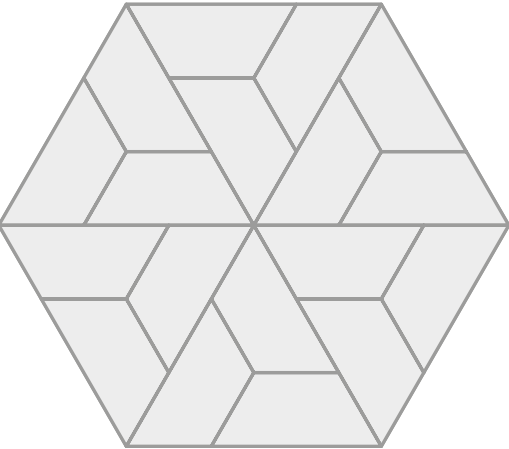
l_439 / h_190

LAYING SYSTEM

TA_01



TA_02

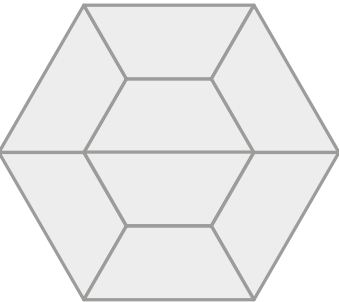


TARSIA

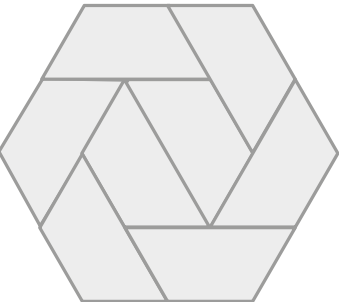
DIMENSIONS

LAYING SYSTEM

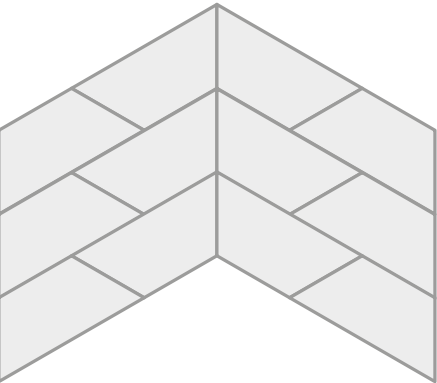
TA_03

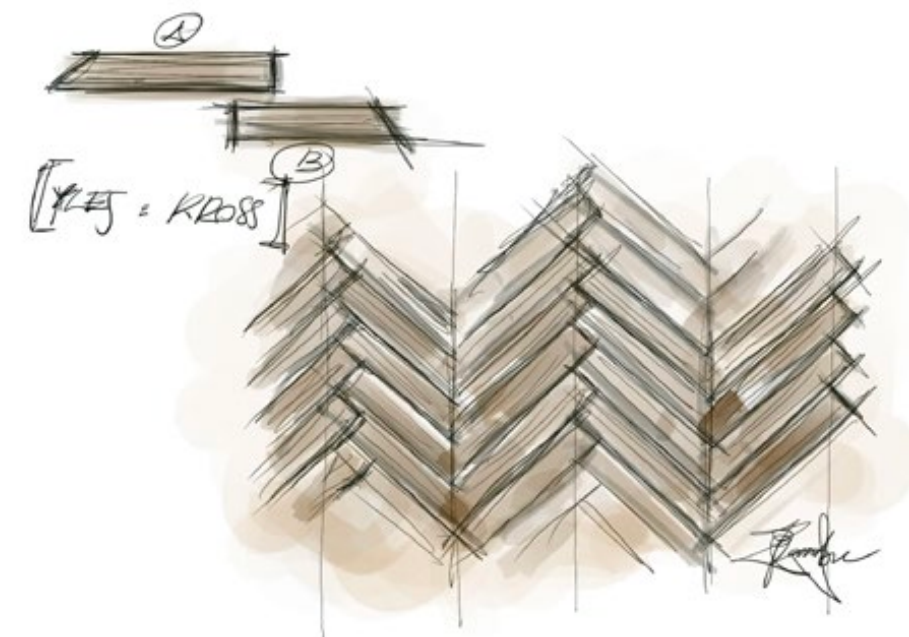


TA_04



TA_05





KROSS


Two angles, 45° and 90°, distinguish the basic element of **Kross**: a **rectangular trapezium** presented in two formats that dialogue with each other creating a large Italian herringbone.



KROSS

DIMENSIONS

DIMENSIONS_FORMAT



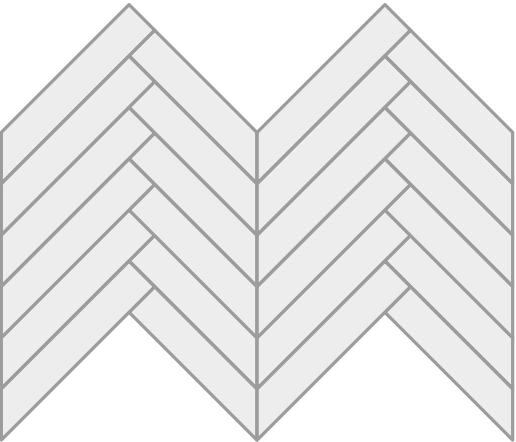
L_450 / h_90 mm

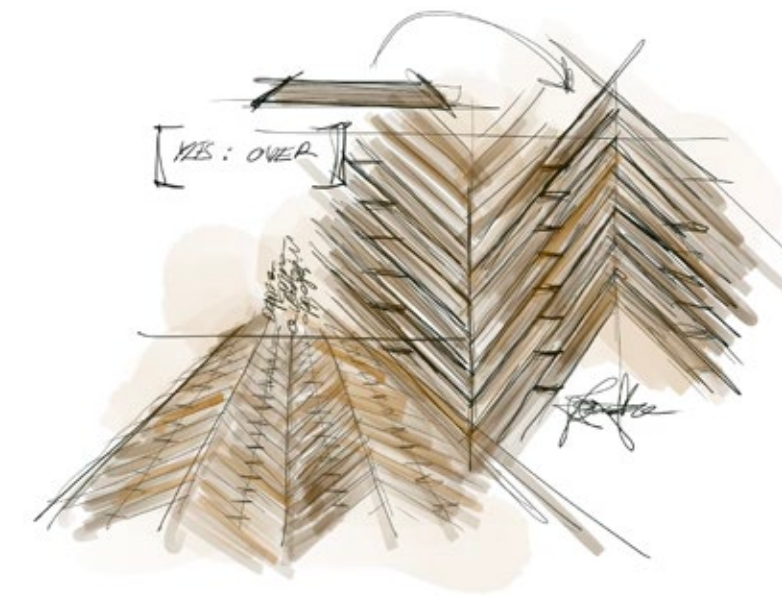


L_540 / h_90 mm

LAYING SYSTEM

KR_01





OVER

The quadrilateral is expressed in **Over** in the shape of an **isosceles trapezium**: the symmetry of the sides gives it a harmonious and compositional capacity that is expressed in the herringbone installation, with elegance and lightness.



SKEMA **Idea**

OVER

DIMENSIONS

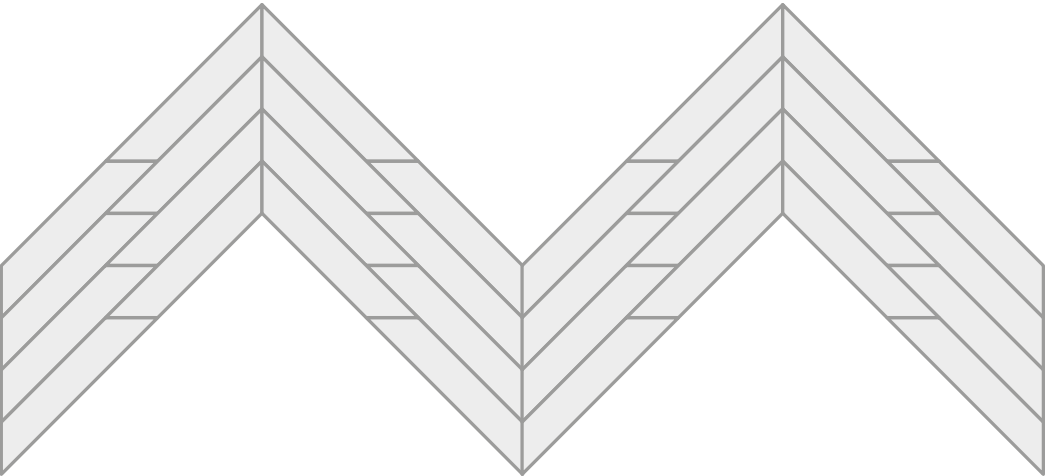
DIMENSIONS_FORMAT



l_540 / h_90 mm

LAYING SYSTEM

OV_01





NUX

NUX is a variegated wood of Canaletto ABC walnut with many shades and tones, open-pore, naturalized, oiled based on beeswax. The most classic, the noblest but also the most daring.



HARENA

This elegant oak is selected from European oaks (AB aspect class) , always brushed and then textured. It is oxidated and then finished with light grey oil based on beeswax to give it multiple light and dark effects that create a modern and attractive style.



NATURAL

From the Latin quercus petraea, this selected AB oak is in practice a first choice with small knots in its structure. First brushed, then textured and finally stained and oiled (with natural beeswax oil) to give it a naturally oxidated effect.



CARBO

A strong, dark character for this selected oak AB, made dark by the smoked process that has its origin in its tannins. To emphasize the structure, it is brushed and finished with a textured effect and applied a natural beeswax oil to give it brightness and contrast.



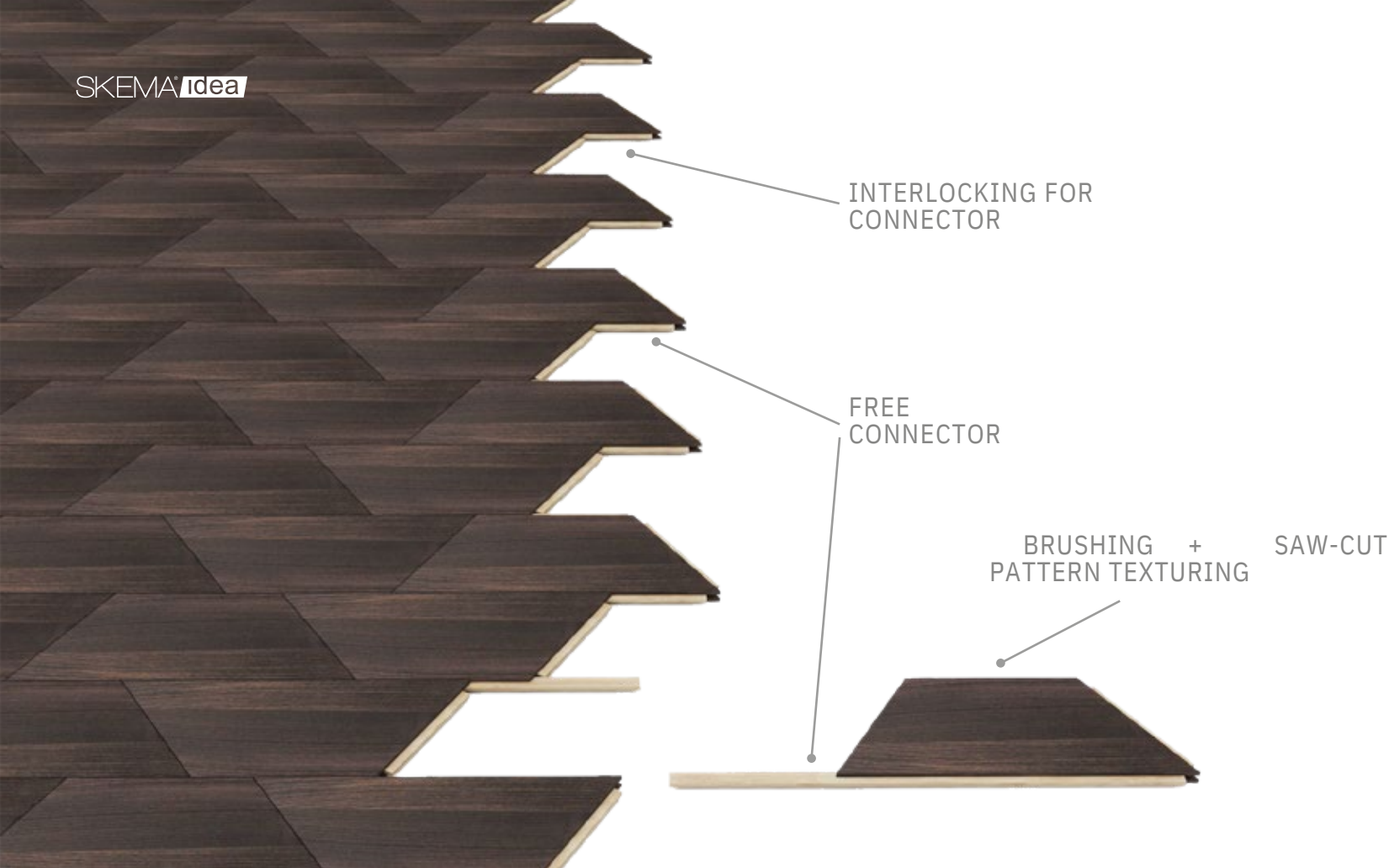
FERRUM

AB selected oak with a strong personality. It is brushed and textured to give it even more character, and is then “oxidated” and finished with grey oil based on beeswax...giving a more rock finish to the SKEMA Floor product.



NEUTRA

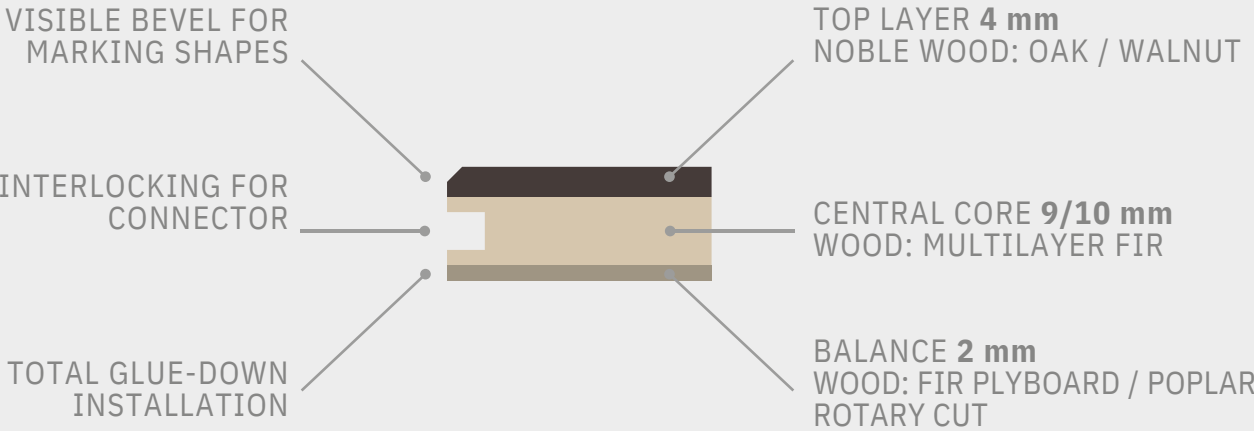
This selected AB oak comes from the timber with minimal traces of woodiness (knots), which are the basis of the beauty of a wooden floor. It receives a light brushing that brings out its characteristics and grain. Wefted to emphasize and mark the grain, then toned and finished with natural wax-based oil containing anti-yellowing oil to emphasize its original natural beauty.








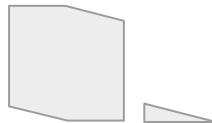




IKONNI

SKEMA FLOOR STRUCTURE

SKEMA Floor by IKONNI is a 3-layer oak or walnut wood floor enhanced by a bevel that highlights the shapes, the design is revealed through the different laying systems. Perfect connectors and joints for perfect infinite compositions.



SKEMA FLOOR TECHNICAL DATA

DESCRIPTION											
		SHAPE SIZE	THICKNESS IN OAK VERSION	THICKNESS IN WALNUT VERSION	AREA OF 1 FLOOR PIECE	FIRE RATING	OAK ASPECT CLASS	WALNUT ASPECT CLASS	FORMALDEHYDE	CE MARKING	
											mm
FOLIA		537x190	15	16	0,076580	Dfl-s1	AB	ABC	E1		
HEXAGON		329x190	15	16	0,041684	Dfl-s1	AB	ABC	E1		
KYTOS	190 	1710x190 285x76	15	16	0,303135	Dfl-s1	AB	ABC	E1		
	380 	855x380 285x76	15	16	0,303135	Dfl-s1	AB	ABC	E1		
	570 	570x570 285x76	15	16	0,303135	Dfl-s1	AB	ABC	E1		
STYLO		1080x90 1800x90	15	16	0,137700 0,162000	Dfl-s1	AB	ABC	E1		
TARSIA		439x190	15	16	0,062528	Dfl-s1	AB	ABC	E1		
KROSS		450x90	15	16	0,036450	Dfl-s1	AB	ABC	E1		
		540x90			0,044550						
OVER		540x90	15	16	0,040500	Dfl-s1	AB	ABC	E1		



IKONNI

INFO@IKONNI.COM

+1 (917) 900-7048

For more information, visit

WWW.IKONNI.COM